

Welcome to Job Shadow Orientation & Job Assignment Day

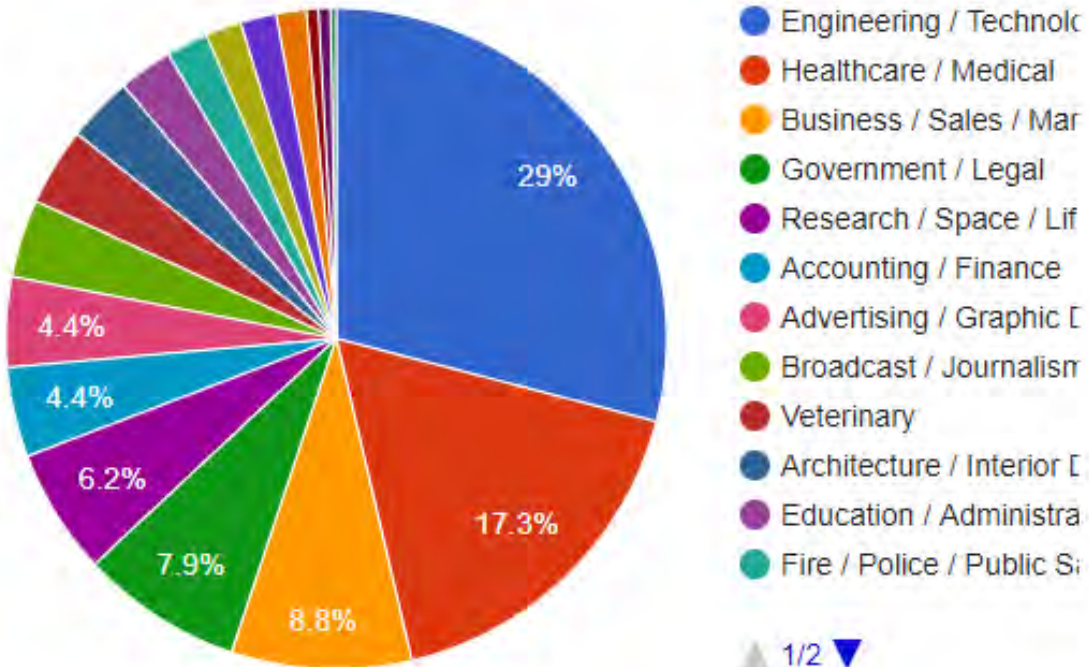
Job placement and rules for the day



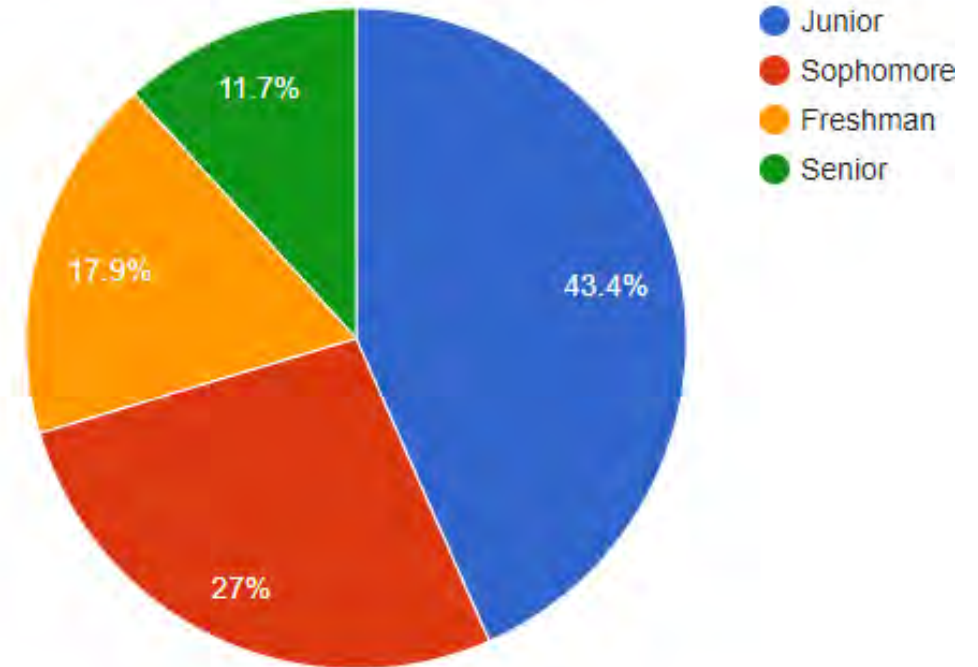
Job Shadow Orientation Day

- Total of 341 students registered

Top Categories Selected

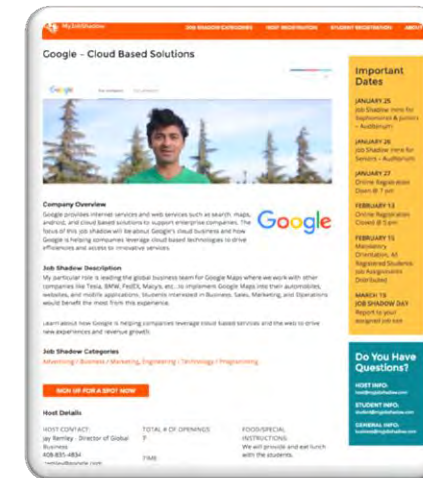



Students Grades



Job Shadow Orientation Day

- Check the door for your job assignment
- Provided are one of your BEST choices or closest fit



Job Shadow Orientation Day

- Job Shadow Requirements

SEND EMAILS

DO RESEARCH

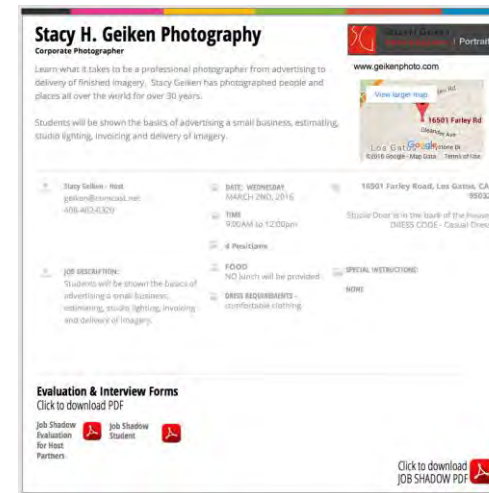
PLAN AHEAD

DURING VISIT

AFTER VISIT

#1st EMAIL "Look forward to Shadowing..."

- Send a 'looking forward to shadowing at your company' email to your host.
- You must CC:
students@myjobshadow.com



HOST EMAIL ON
JOB PAGE

Job Shadow Orientation Day

- Job Shadow Requirements

SEND EMAILS

DO RESEARCH

PLAN AHEAD

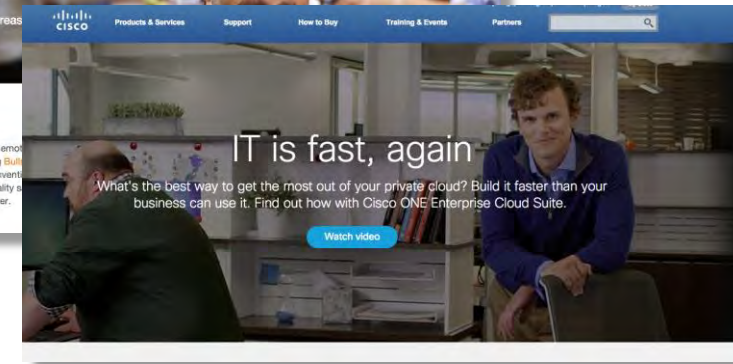
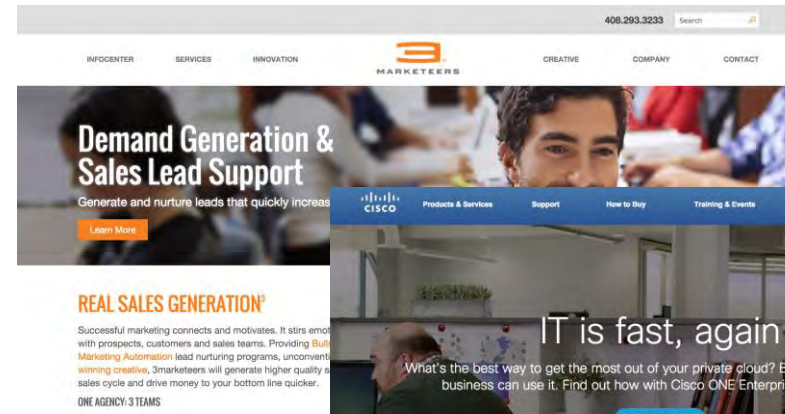
DURING VISIT

AFTER VISIT

What does my company do?

Bring a list of questions.

- One provided on website, edit with your own regarding your host.
- Do research on the business you are shadowing!!
- Read thru their website!



Job Shadow Orientation Day

- Job Shadow Requirements

SEND EMAILS

DO RESEARCH

PLAN AHEAD

DURING VISIT

AFTER VISIT

How am I getting there?



VERIFY
LOCATION &
TIMES

- Carpool. BE ON TIME!!!
- Think of this as a job interview, SO Dress appropriately.
- VERIFY THE ADDRESS AND TIME ON JOB PAGE
- Check for Hosts emails for any updates or changes

The screenshot shows a webpage titled "FINAL JOB SHADOW PLACEMENT INFO" for Cisco. It features the Cisco logo and a map of San Jose, California, with a red pin at "130 W Tasman Dr". Below the map, there are sections for "DATE: WEDNESDAY" and "TIME: 10:00 AM - 12:00 PM". The page also includes a "POSITION AVAILABLE" section with the number "5".

Job Shadow Orientation Day

- Job Shadow Requirements

SEND EMAILS

DO RESEARCH

PLAN AHEAD

DURING VISIT

AFTER VISIT



TAKE NOTES AND PICTURES

- Be professional. (NO CELL PHONE USE ONLY FOR PICS)
- Think of this as a job interview, SO LISTEN
- You are representing LGHS, SO Make a good impression so other students will be allowed to come back.

Job Shadow Orientation Day

- Job Shadow Requirements

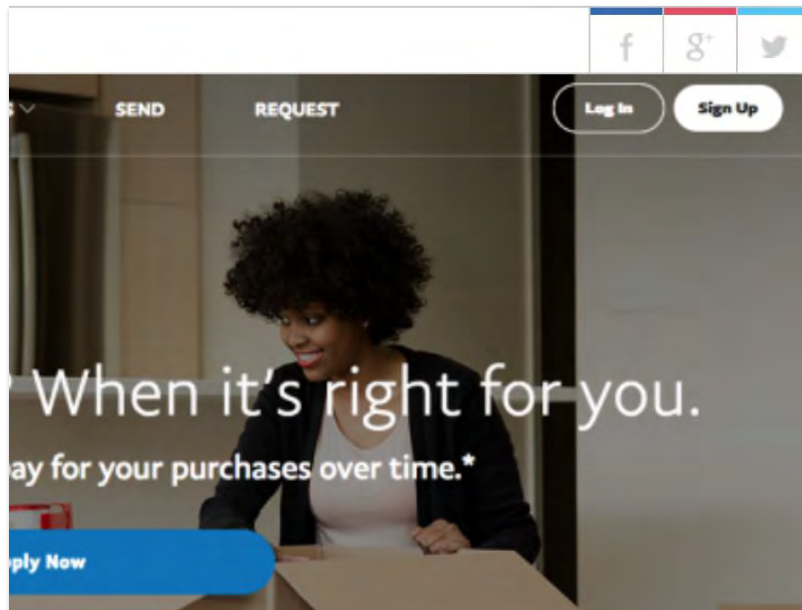
SEND EMAILS

DO RESEARCH

PLAN AHEAD

DURING VISIT

AFTER VISIT



SEND THANK YOU EMAIL FOR THE OPPORTUNITY!

- POST YOUR PICS and COMMENTS on the company social media area
- myjobshadow.com
- Or email them to students@myjobshadow.com
- Remember anything you learn shadowing = brings you closer to your ideal career.
- HAVE FUN!